



Journal Citation Reports

**Dr. Marjan Momeni**

PhD in Knowledge and Information Sciences

Semnan University of Medical Sciences

[library@semums.ac.ir](mailto:library@semums.ac.ir)

1402

# Journal Citation Report

مؤسسه اطلاعات علمی کلاریویت (Clarivate) توسط پایگاه اطلاعاتی Web Of Science (WOS) هر ساله خصوصیات ژورنال ها و نشریات در زمینه های علمی و اجتماعی سراسر دنیا را مشروط به اینکه این مجلات در این موسسه ایندکس یا نمایه شده باشند بررسی و ارزیابی کرده، سپس رتبه مجلات را تحت عنوان گزارش استنادی مجلات یا JCR (Journal Citation report) به اطلاع عموم می رساند.

The screenshot displays the Clarivate Web of Science interface. At the top, the Clarivate logo is on the left, and 'English' and 'Products' are on the right. The main header features 'Web of Science' and a search bar. A left sidebar contains a 'MENU' icon and several navigation icons. The main content area is divided into 'DOCUMENTS' and 'RESEARCHERS' tabs. Below these, there are search filters for 'Web of Science Core Collection' and 'Editions: All'. A search bar contains the text 'Example: liver disease india singh'. Below the search bar are buttons for '+ Add row', '+ Add date range', and 'Advanced Search'. A dropdown menu is open on the right side, listing various products: 'Web of Science', 'Master Journal List', 'InCites Benchmarking & Analytics', 'Journal Citation Reports™' (highlighted with a red box), 'Essential Science Indicators', 'Reference Manager', 'EndNote', and 'EndNote Click'.

# JCR

## **a Trusted Resource to Support Research Integrity and Promote Accurate Journal Evaluation**

- more than 21,500 high-quality academic journals
- 250+ scientific and research disciplines

2023

- more than 7870 journals from Emerging Sources Citation Index (ESCI)
- release presents the JIF with one decimal place, rather than three

# The Web of Science Core Collection

## Indices

### 1 Science Citation Index Expanded (**SCIE**)

Created as SCI in 1964, now indexing journals showing data from 1900 to present with complete cited references

### 2 Social Sciences Citation Index (**SSCI**)

Created in 1973, now indexing journals showing data from 1900 to present with complete cited references

### 3 Arts and Humanities Citation Index (**AHCI**)

Created in 1978, now indexing journals showing data from 1975 to present with complete cited references

### 4 Emerging Sources Citation Index (**ESCI**)

Created in 2015, now indexing journals showing data from 2005 to present with complete cited references

### 5 Conference Proceedings Citation Index (**CPCI**)

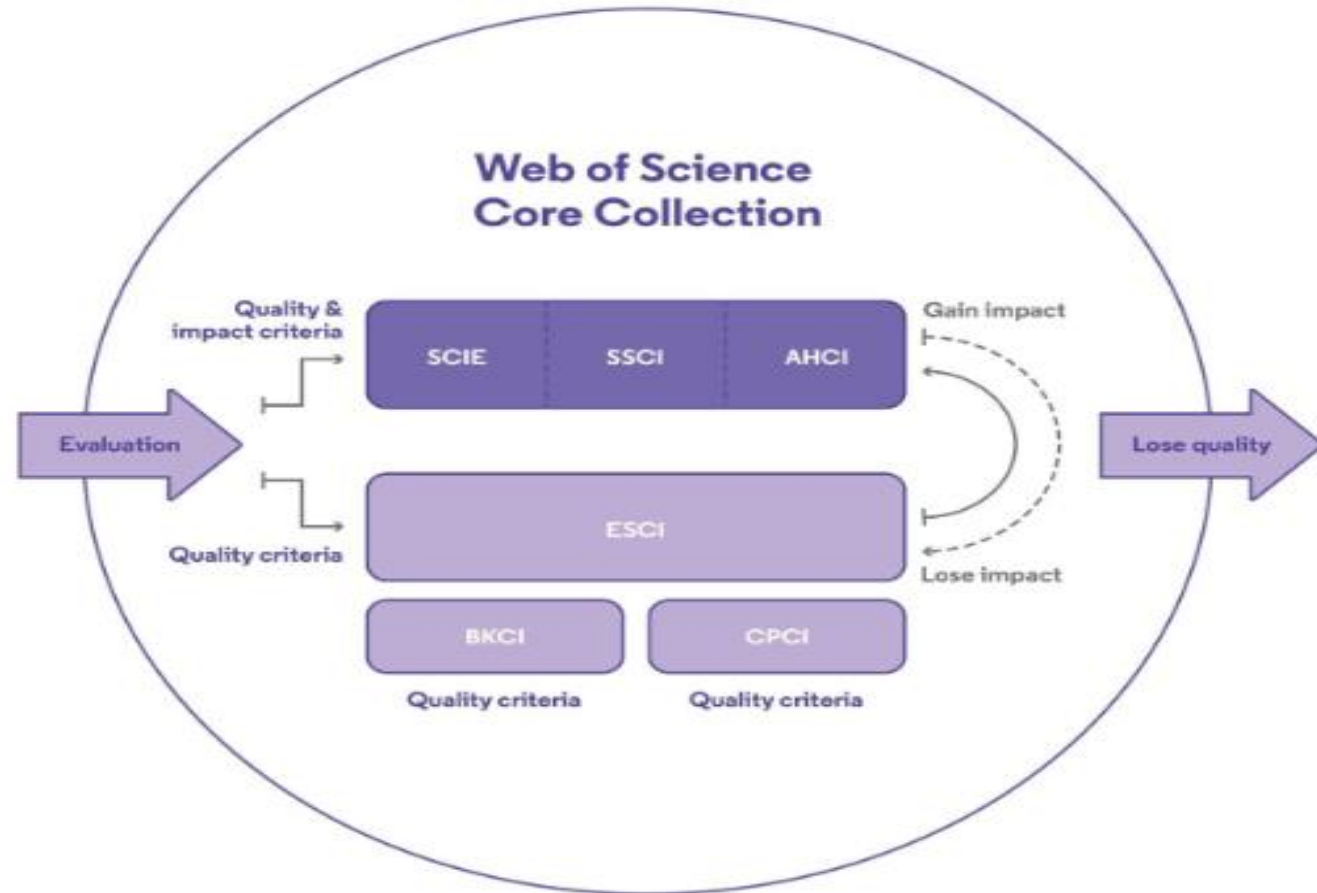
Created in 2008, now indexing proceedings from 1990 to present with complete cited references

### 6 Book Citation Index (**BKCI**)

Created in 2011, now indexing books

## The Web of Science Core Collection

A trusted, high quality collection of journals, books and conference proceedings



### Journals

*SCIE*: clinical, natural and applied sciences

*SSCI*: social sciences

*AHCI*: arts & humanities

*ESCI*: all disciplines

### Books

*BKCI*: all disciplines

### Conference Proceedings

*CPCI*: all disciplines

# Journal Impact Factor

The Journal Impact Factor (JIF) is a journal-level metric calculated from data indexed in the Web of Science Core Collection. It should be used with careful attention to the many factors that influence citation rates, such as the volume of publication and citations characteristics of the subject area and type of journal. The Journal Impact Factor can complement expert opinion and informed peer review. In the case of academic evaluation for tenure, it is inappropriate to use a journal-level metric as a proxy measure for individual researchers, institutions, or articles. [Learn more](#)

## Calculation

Journal Impact Factor™ is calculated using the following metrics:

$$\frac{\text{Citations in 2022 to items published in 2020 (2)} + \text{2021 (1,655)}}{\text{Number of citable items in 2020 (0) + 2021 (42)}} = \frac{1,657}{42} = 39.5 \times$$

Articles, Reviews



## How this will work over time

The years highlighted in blue include EA content as described. By the 2022 Journal Impact Factor™ (JIF), all journals with EA indexed by 2020 will have JIFs reflecting the earliest publication date of their content.

$$2020 \text{ JIF} = \frac{\text{Citations in 2020 to items published in 2018 + 2019}}{\text{Number of articles \& reviews published in 2018 \& 2019}}$$



$$2021 \text{ JIF} = \frac{\text{Citations in 2021 to items published in 2019 + 2020}}{\text{Number of articles \& reviews published in 2019 \& 2020}}$$



$$2022 \text{ JIF} = \frac{\text{Citations in 2022 to items published in 2020 + 2021}}{\text{Number of articles \& reviews published in 2020 \& 2021}}$$



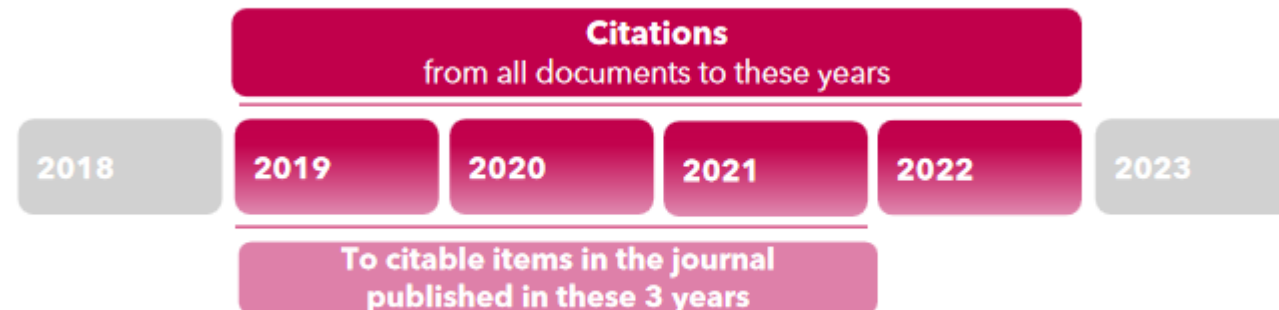
**Journal Impact Factor (JIF) is available to all Web of Science Core Collection journals, including those indexed in Science Citation Index Expanded (SCIE), Social Sciences Citation Index (SSCI), Arts and Humanities Citation Index (AHCI) and Emerging Sources Citation Index (ESCI).**

# Journal Citation Indicator (JCI)

Export

## 68.74

The Journal Citation Indicator (JCI) is the average Category Normalized Citation Impact (CNCI) of citable items (articles & reviews) published by a journal over a recent three year period. The average JCI in a category is 1. Journals with a JCI of 1.5 have 50% more citation impact than the average in that category. It may be used alongside other metrics to help you evaluate journals. [Learn more](#)



Journal Citation Indicator (JCI)

# Access JCR

<https://jcr.clarivate.com/>

The screenshot shows the top navigation bar of the JCR website. On the left is the logo "Journal Citation Reports™". To its right are four menu items: "Journals", "Categories", "Publishers", and "Countries/Regions", each with a small icon. A large green "Browse" button is positioned to the right of these menu items. Further right, there is a "My favorites" link with a heart icon and a user profile for "Anne Delgado" with a dropdown arrow. The main content area has a purple background with the text "The world's leading journals and publisher-neutral data". Below this is a search bar with the placeholder text "Journal name/abbreviation, ISSN/eISSN, category, publisher, country/region" and a "Quick search" button with a magnifying glass icon. A callout box on the right side of the search bar says "Sign in and personalize your experience". Below the search bar is a white box with the heading "Already have a manuscript?" and a subtext "Find relevant, reputable journals for potential publication of your research using Manuscript matcher." A "Match my manuscript" button is located to the right. At the bottom, a white box with a green border contains the text "See full listings and refine your search by" and four icons with labels: "Journals" (stack of books), "Categories" (checklist), "Publishers" (document with magnifying glass), and "Countries/Regions" (globe).

Sign in and  
personalize  
your experience

https://diglib.semums.ac.ir

# کتابخانه دیجیتال

دانشگاه علوم پزشکی و خدمات بهداشتی درمانی استان سمنان  
Semnan University of Medical Sciences and Health Services



- صفحه اصلی
- کتابخانه های دانشگاه
- منابع الکترونیک
- سامانه های نوپا
- کارگاه های آموزشی
- آئین نامه ها
- راهنماها
- خدمات
- vpn
- کتابخانه کرونا
- بیشتر ...

سر تیتراژ نوعی در علم اطلاعات و دانش شناسی ۱۴۰۲/۰۵/۳۰ کاربرد هوش مصنوعی در کتابخانه هوشمند ۱۴۰۲/۰۴/۱۰ ایمپکت فاکتور جدید مجلات اعلام شد ۱۴۰۲/۰۴/۱۰ نتایج رتبه بندی مجلات دنیا براساس جدیدترین ویرایش شاخص

## منابع الکترونیک مشترک، رایگان و سامانه های اطلاعاتی

### پایگاه های اطلاعاتی (Databases)


### آخرین اخبار

وبینار آشنایی با JCR  
۱۴۰۲/۰۶/۲۶

دومین مدرسه تابستانی هوش مصنوعی در علم اطلاعات و  
۱۴۰۲/۰۶/۰۱

کاربرد هوش مصنوعی در کتابخانه هوشمند  
۱۴۰۲/۰۵/۳۰


ایمپکت فاکتور جدید مجلات اعلام شد  
۱۴۰۲/۰۴/۱۰

نتایج رتبه بندی مجلات دنیا براساس جدیدترین ویرایش ش

21,522 journals

Journal name/abbreviation, ISSN/eISSN, category, publisher, country/region



 Copy query link

 Export

Indicators: Default

 Customize

  
Filter

Journal name	ISSN	eISSN	Category	Total Citations	2022 JIF	JIF Quartile	2022 JCI	% of OA Gold
<input type="checkbox"/> CA-A CANCER JOURNAL FOR CLINICIANS	0007-9235	1542-4863	ONCOLOGY - SCIE	66,163	254.7	Q1	188.67	92.31 %
<input type="checkbox"/> LANCET	0140-6736	1474-547X	MEDICINE, GENERAL & INTERNAL - SCIE	365,043	168.9	Q1	21.23	21.18 %

**Sort**  
by heading

**Search**  
directly search Journal Citation Reports

20,932  
journals

Type journal name, ISSN, eISSN, category or a keyword

Export

Find in table

Indicators: Default

Customize

**Filter**

add filters to refine the journal results in the table



Journal name	ISSN	eISSN	Category
<a href="#">CA-A CANCER JOURNAL FOR CLINICIANS</a>	0007-9235	1542-4863	ONCOLOGY - SCIE
<a href="#">NATURE REVIEWS MOLECULAR CELL BIOLOGY</a>	1471-0072	1471-0080	CELL BIOLOGY - SCIE
<a href="#">NEW ENGLAND JOURNAL OF MEDICINE</a>	0028-4793	1533-4406	MEDICINE, GENERAL & INTERNAL - SCIE
<a href="#">NATURE REVIEWS DRUG DISCOVERY</a>	1474-1776	1474-1784	Multiple
<a href="#">LANCET</a>	0140-6736	1474-547X	MEDICINE, GENERAL & INTERNAL - SCIE
<a href="#">Nature Reviews Clinical Oncology</a>	1759-4774	1759-4782	ONCOLOGY - SCIE
<a href="#">Nature Reviews Materials</a>	2058-8437	2058-8437	Multiple
<a href="#">Nature Energy</a>	2058-7546	2058-7546	Multiple
<a href="#">NATURE REVIEWS CANCER</a>	1474-175X	1474-1768	ONCOLOGY - SCIE
<a href="#">NATURE REVIEWS MICROBIOLOGY</a>	1740-1526	1740-1534	MICROBIOLOGY - SCIE
<a href="#">CHEMICAL REVIEWS</a>	0009-2665	1520-6890	CHEMISTRY, MULTIDISCIPLINARY - SCIE

**Impact metrics**

Metrics focused on the citation impact of the journals.

- Total Citations
- 2020 JIF
- 5 Year JIF
- JIF Without Self Cites
- Immediacy Index
- JIF Quartile

Name your indicators

Save

**Normalized metrics**

Metrics that have been adjusted mathematically to a particular context.

- 2020 JCI
- Eigenfactor
- Normalized Eigenfactor
- Article Influence Score
- Average JIF Percentile

**Source metrics**

Metrics based on the content of the journals.

- Citable Items
- % of Articles in Citable items
- Cited Half-Life
- Citing Half-Life
- Total Articles
- % of OA Gold

Apply

**Results**

list of journals that meet the filter or search criteria

Click a title to see the journal profile

**Customizable metrics**

choose the metrics to display in the browse journals table

Save your customized indicators settings

# Journal profile

In a single page

Journal titles are displayed as a single entity, even if the given journal is covered in different editions of the Web of Science Core Collection™ or, over time, has changed its ISSN/EISSN.

JCR YEAR  
2021

## NURSING ETHICS

ISSN  
0969-7330

EISSN  
1477-0989

JCR ABBREVIATION  
NURS ETHICS

ISO ABBREVIATION  
Nurs. Ethics

### Journal information

EDITION	Social Sciences Citation Index (SSCI)	Science Citation Index Expanded (SCIE)
CATEGORY	ETHICS - SSCI NURSING - SSCI	NURSING - SCIE
LANGUAGES	English	REGION ENGLAND
		1ST ELECTRONIC JCR YEAR 1997

### Publisher information

PUBLISHER	ADDRESS	PUBLICATION FREQUENCY
SAGE PUBLICATIONS LTD	1 OLIVERS YARD, 55 CITY ROAD, LONDON EC1Y 1SP, ENGLAND	8 issues/year

# 21,494 journals

Journal name/abbreviation, ISSN/eISSN, category, publisher, country/region



Copy query link

Export

Indicators: Default

Customiz



Filter

Journals (27,913)

ISSN/eISSN

Categories (254)

Publishers (8,323)

Country / region (121)

This is the number of journals in JCR for all years.

	JIF Quartile	2021 JCI	% of OA Gold
	Q1	68.74	89.16 %
	Q1	21.87	21.98 %
93	Q1	22.47	0.00 %
84	Q1	10.46	1.49 %



Filter

Journals (26,674)



Categories (254)



Publishers (8,110)



Country / region (118)



## Journals

lan



Land

LANCET

# 1 journal

Type journal name, ISSN, eISSN, category or a keyword

LANCET

Journal name

ISSN

eISSN

Category

Total Citations

LANCET

0140-6736

1474-547X

MEDICINE, GENERAL &  
INTERNAL - SCIE

369,614



Filter

1

Filter

- Journals (26,674)
- Categories (254)**
- Publishers (8,110)
- Country / region (118)
- Citation Indexes
- JCR Year
- Open Access

Search categories

- Acoustics
- Agricultural Engineering
- Agricultural Economics
- Agriculture, Dairy
- Agriculture, Management
- Agronomy
- Allergy**
- Anatomy & Morphology
- Andrology

Clarivate

Journal Citation Reports™

Journals Categories Publishers Countries

38 journals

Journal name/abbreviation, ISSN/eISSN, category

ALLERGY

Journal name	ISSN	eISSN	Category
<input type="checkbox"/> ALLERGY	0105-4538	1398-9995	ALLERGY - SCIE
<input type="checkbox"/> JOURNAL OF ALLERGY AND CLINICAL IMMUNOLOGY	0091-6749	1097-6825	ALLERGY - SCIE

- Literature, German, Dutch, Scandinavian
- Literature, Romance

203 journals

Journal name/abbreviation, ISSN/eISSN, category, publisher, country/region



[Copy query link](#) [Export](#)

Indicators: Default

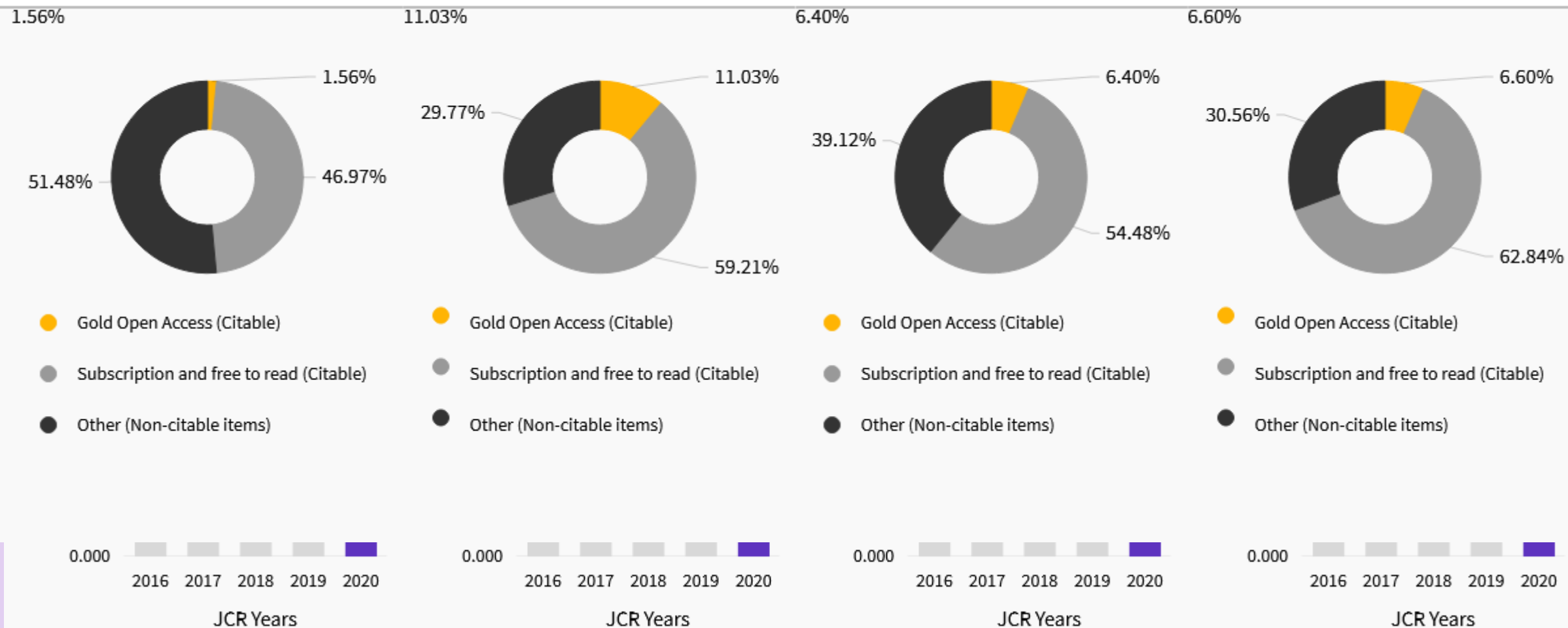
[Customize](#)

CELL BIOLOGY

Filter

Journal name	ISSN	eISSN	Category	Total Citations	2022 JIF	JIF Quartile	2022 JCI	% of OA Gold
<input type="checkbox"/> NATURE REVIEWS MOLECULAR CELL BIOLOGY	1471-0072	1471-0080	CELL BIOLOGY - SCIE	65,845	112.7	Q1	8.72	2.08 %
<input type="checkbox"/> NATURE MEDICINE	1078-8956	1546-170X	CELL BIOLOGY - SCIE	139,574	82.9	Q1	14.13	28.10 %
<input type="checkbox"/> CELL	0092-8674	1097-4172	CELL BIOLOGY - SCIE	338,069	64.5	Q1	9.55	25.26 %

# Comparing 4 journals



Filter

Journals (27,913) ⓘ >

ISSN/eISSN &gt;

Categories (254) &gt;

**Publishers (8,323)** >

Country / region (121) &gt;

Citation Indexes &gt;

JCR Year &gt;

Open Access &gt;

## Publishers

els ×

Elsevier (Unified)

ACADEMIC PRESS INC ELSEVIER SCIENCE

ACADEMIC PRESS LTD- ELSEVIER SCIENCE  
LTD

BEYTULHIKME FELSEFE CEVRESI

CESKA ZEMEDELSKA UNIV &amp; PRAZE

2021 JIF ▾

JIF Quartile

24 286.130

22 202.731

71 176.082

30 157.375

72 113.915

15 112.288

62 108.555

Filter

Country / region

Journals (26,674) ? >

Categories (254) >

Publishers (8,110) >

Country / region (118)

Citation Indexes

JCR Year

ir

IRAN

IRAQ

Clarivate

Journal Citation Reports™

Journals Categories Publishers

156 journals

Journal name/abbreviation, ISSN/eISSN

IRAN

Journal name	ISSN	eISSN	Category
<input type="checkbox"/> Journal of Nanostructure in Chemistry	2008-9244	2193-8865	Multiple
<input type="checkbox"/> International Journal of Health Policy and Management	N/A	2322-5939	Multiple

Filter

1



Filter



Journals (26,674)



Categories (254)



Publishers (8,110)



Country / region (118)



Citation Indexes



JCR Year



## Citation Index

Filter on specific editions of the Web of Science Core Collection. By default, all are selected.

- Science Citation Index Expanded (SCIE)
- Social Science Citation Index (SSCI)
- Arts & Humanities Citation Index (AHCI)
- Emerging Sources Citation Index (ESCI)

# 2021

7,654 journals

Journal name/abbreviation, ISSN/eISSN, category, publisher, country/region



Indicators: Default

ESCI

JCR Year: 2021

Filter

Journal name	ISSN	eISSN	Category	Total Citations	2021 JIF	JIF Quartile	2021 JCI
<input type="checkbox"/> Med	2666-6340	2666-6340	MEDICINE, RESEARCH & EXPERIMENTAL - ESCI	942	N/A	N/A	9.15
<input type="checkbox"/> Neizvestnyi Dostoevskii-The	N/A	2409-5788	LITERATURE, SLAVIC - ESCI	67	N/A	N/A	7.04

# 2022

7,871 journals

Journal name/abbreviation, ISSN/eISSN, category, publisher, country/region



Indicators: Default

ESCI

JCR Year: 2022

Filter

Journal name	ISSN	eISSN	Category	Total Citations	2022 JIF	JIF Quartile
<input type="checkbox"/> Nature Reviews Methods Primers	N/A	2662-8449	MULTIDISCIPLINARY SCIENCES - ESCI	1,949	39.5	N/A
<input type="checkbox"/> Foundations and Trends in Computer Graphics and Vision	1572-2740	1572-2759	COMPUTER SCIENCE, INTERDISCIPLINARY APPLICATIONS - ESCI	405	36.5	N/A

Journals (26,674) ⓘ >

Categories (246) >

Publishers (8,110) >

Country / region (118) >

---

Citation Indexes ●

JCR Year >

Filter on specific editions of the Web of Science Collection. By default, all are selected.

Science Citation Index Expanded (SCIE)

Social Science Citation Index (SSCI)

Arts & Humanities Citation Index (AHCI)

Emerging Sources Citation Index (ESCI)

Journals (26,674) ⓘ >

Categories (246) >

Publishers (8,110) >

Country / region (118) >

---

Citation Indexes ● >

JCR Year >

Country / region

ir

**IRAN**

IRAQ

IRELAND

### Journal Citation Reports™

Journals Categories

Journals

115 journals

Journal name/a

ESCI × IRAN ×

Journal name ▼ ISSN eISSN

Geopersia 2228-7817 2228-7817

Filter 2

115 journals

Journal name/abbreviation, ISSN/eISSN, category, publisher, country/region



Indicators: Default

ESCI

JCR Year: 2022

IRAN



Filter

3

Journal name	ISSN	eISSN	Category	Total Citations	2022 JIF	JIF Quartile
<input type="checkbox"/> <a href="#">Chemical Methodologies</a>	2645-7776	2588-4344	CHEMISTRY, MULTIDISCIPLINARY - ESCI	899	5.6	N/A
<input type="checkbox"/> <a href="#">Archives of Academic Emergency Medicine</a>	N/A	2645-4904	EMERGENCY MEDICINE - ESCI	827	5.4	N/A
<input type="checkbox"/> <a href="#">Health Promotion Perspectives</a>	2228-6497	2228-6497	PUBLIC, ENVIRONMENTAL & OCCUPATIONAL HEALTH - ESCI	1,085	4.4	N/A



Filter

Journals (21,522) >

ISSN/eISSN >

Categories (254) >

Publishers (8,550) >

Country / region (112) >

Citation Indexes >

JCR Year >

Open Access >

JIF Quartile >

JIF Range >

### JCR Year

Select the JCR Year for which you would like data to be displayed.

2022

2021

2020

2019

2018



hs

2022 JIF

JIF C

254.7

168.9

158.5

120.7

120.1

112.7

105.7


100.3

88.1



Filter



Journals (26,674)  >

Categories (246) >

Publishers (8,110) >

Country / region (118) >

Citation Indexes >

JCR Year >

Open Access >

JIF Quartile >

JIF Range >

## Open Access (OA)

Filter on OA status at the Journal or publication level. To show the relationship between OA status of publications and citations in the JCR Journal data, the two gold OA types (DOAJ and Other Gold in the Web of Science Core Collection) are grouped together.

Journal Level Filters

DOAJ Gold Open Access

No Filters Applied

Article Level Filters

From  % To  %

---

Journals (26,674) i >

---

Categories (246) >

---

Publishers (8,110) >

---

Country / region (118) >

---

Citation Indexes >

---

JCR Year >

---

Open Access >

---

JIF Quartile >

---

JIF Range >

---

JCI Range >

---

## JIF Quartile

Filter on those journals that fall within the selected Quartile(s) when ranked by Journal Impact Factor in a category.

Quartile 1

Quartile 2

Quartile 3

Quartile 4

## Filter

Journals (26,674)



Categories (246)



Publishers (8,110)



Country / region (118)



Citation Indexes



JCR Year



Open Access



JIF Quartile



JIF Range



JCI Range



## JIF Range

Find journals that fall within a selected Journal Impact Factor range. Select a minimum and maximum value for the range.

From


To

Please enter a valid JIF Range.



Filter



Journals (26,674)  >

Categories (246) >

Publishers (8,110) >

Country / region (118) >

Citation Indexes >

JCR Year >

Open Access >

JIF Quartile >

JIF Range >

JCI Range >

## JCI Range

Find journals that fall within a selected Journal Citation Indicator (JCI) range. Select a minimum and maximum value for the range.

From  To

Please enter a valid JCI Range.

## Editorial Information

### Title Changes

When a journal has had title changes in the past, these will be listed under “View title changes” on that journal’s profile page. Click on the “View title change” hyperlink to see the details of the changes.

#### Journal Citation Reports

[Browse journals](#)

[Browse journals](#) > [Journal profile](#)

JCR YEAR

2020



# BMC BIOCHEMISTRY

 [View title change](#)

In 2020

BMC BIOCHEM **merge into** BMC MOL CELL BIOL

BMC MOL CELL BIOL **merge from** BMC BIOCHEM

# Browse categories

Clarivate

Journal Citation Reports



Browse journals **Browse categories**

zpspc

## Categories by Group <sup>i</sup>

[See all 254 Categories](#)

Sort by: Alphabet

	NUMBER OF CATEGORIES	NUMBER OF JOURNALS	NUMBER OF CITABLE ITEMS
 Agricultural Sciences	7	419	55,284
 Arts & Humanities, Interdisciplinary	8	960	33,885



# Clinical Medicine

Covers all aspects of clinical medicine including medical specialties, integrative & complementary medicine, nutrition, legal medicine, dentistry, nursing, medical ethics, medical informatics, medical technology & engineering, psychology, psychiatry, substance abuse, sports medicine, and public health.

NUMBER OF CATEGORIES

59

NUMBER OF JOURNALS

7,134

NUMBER OF CITABLE ITEMS

1,121,802



ALLERGY

ANDROLOGY

ANESTHESIOLOGY

AUDIOLOGY & SPEECH-LANGUAGE PATHOLOGY

BEHAVIORAL SCIENCES

CARDIAC & CARDIOVASCULAR SYSTEMS

CLINICAL NEUROLOGY

CRITICAL CARE MEDICINE

DENTISTRY, ORAL SURGERY & MEDICINE

DERMATOLOGY

EMERGENCY MEDICINE

ENDOCRINOLOGY & METABOLISM

ENGINEERING, BIOMEDICAL

GASTROENTEROLOGY & HEPATOLOGY

GENETICS & HEREDITY

GERIATRICS & GERONTOLOGY

HEALTH CARE SCIENCES & SERVICES

HEALTH POLICY & SERVICES

# 1 category

See all 21 Groups

Type journal name, ISSN, eISSN, category or a keyword



Export

Customize

IMMUNOLOGY



Filter

1

Category ▾	Group ▾	Edition ▾	# of journals ▾	Citable Items ▾	Total Citations ▾	Median impact factor ▾
IMMUNOLOGY	Clinical Medicine	SCIE	162	31,086	1,849,042	4.271
IMMUNOLOGY	Clinical Medicine	ESCI	15	299	4,246	n/a

# 162 journals <sup>i</sup>

Type journal name, ISSN, eISSN, category or a keyword



Export

Indicators: Default



Customize

IMMUNOLOGY

SCIE

JCR Year: 2020



Filter

3

Journal name	ISSN	eISSN	Category	Total Citations	2020 JIF	JIF Quartile	2020 JCI	% of OA Gold
<input type="checkbox"/> NATURE REVIEWS IMMUNOLOGY	1474-1733	1474-1741	IMMUNOLOGY - SCIE	55,784	53.106	Q1	5.66	0.54 %
<input type="checkbox"/> IMMUNITY	1074-7613	1097-4180	IMMUNOLOGY - SCIE	70,518	31.745	Q1	5.56	12.71 %
<input type="checkbox"/> Annual Review of Immunology	0732-0582	N/A	IMMUNOLOGY - SCIE	20,292	28.527	Q1	2.94	1.18 %
<input type="checkbox"/> NATURE IMMUNOLOGY	1529-2908	1529-2916	IMMUNOLOGY - SCIE	54,588	25.606	Q1	4.92	0.25 %



5,154 publishers

Journal name/abbreviation, ISSN/eISSN, category, publisher, country/region



JCR year  
2022

Publisher name ▾	Number of journals in 2022 ▾	InCites Analysis
Springer Nature (Unified)	2,197	Publisher report <a href="#">↗</a>
Elsevier (Unified)	2,098	Publisher report <a href="#">↗</a>
Taylor & Francis (Unified)	2,070	Publisher report <a href="#">↗</a>
Wiley (Unified)	1,470	Publisher report <a href="#">↗</a>
WILEY	1,349	Publisher report <a href="#">↗</a>

112 countries/  
regions

Journal name/abbreviation, ISSN/eISSN, category, publisher, country/region

Countries/Regions ▾	Number of journals in 2022 ▾
USA	5,888
ENGLAND	4,535
SOUTH KOREA	285
TURKEY	241
COLOMBIA	176
SOUTH AFRICA	159
IRAN	156
ROMANIA	149



با تشکر از توجه شما

## Open Access (OA) <sup>i</sup>

Export

The data included in this tile summarizes the items published in the journal in the JCR data year and in the previous two years. For example, in the 2020 JCR data, released in June 2021, the Open Access (OA) data show the publication model (Gold OA or subscription) of materials published in 2018, 2019 and 2020, and citations in 2020 to these items. This three-year set of published items is used to provide descriptive analysis of the content and community of the journal.

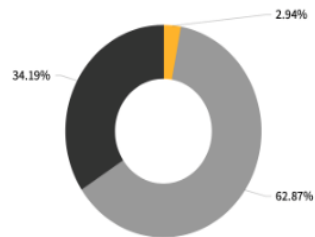
### Published items

citable items published in the journal and their open access status

#### Items

TOTAL CITABLE	% OF CITABLE OA
179	4.47%

CITABLE	NON-CITABLE
<ul style="list-style-type: none"><li>GOLD OPEN ACCESS 8 / 2.94%</li><li>SUBSCRIPTION AND FREE TO READ 171 / 62.87%</li></ul>	<ul style="list-style-type: none"><li>OTHER (NON CITABLE ITEMS) 93 / 34.19%</li></ul>



### Citable open access

gold open access items have been published in gold journals or as hybrid-gold

Subscription and free to read are items freely accessible at the time of data extraction

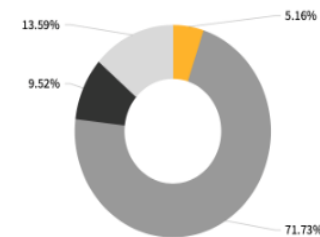
### Citations\*

TOTAL CITABLE	% OF CITABLE OA
775	6.71%

CITABLE	NON-CITABLE
<ul style="list-style-type: none"><li>GOLD OPEN ACCESS 52 / 5.16%</li><li>SUBSCRIPTION AND FREE TO READ 723 / 71.73%</li></ul>	<ul style="list-style-type: none"><li>OTHER (NON CITABLE ITEMS) 96 / 9.52%</li></ul>

UNLINKED CITATIONS  
137 / 13.59%

\*Citations in 2020 to items published in [2018 - 2020]



### Citations

citations (from the JCR year) to the journal (the JCR year plus two previous years) and whether these were from open access items or not

### Non-citable items

content in the journal that is not a citable item (and thus is not counted in the JIF denominator)

### Unlinked citations

citations in the JCR are linked at the journal and not the item-level; a variable proportion of citing items are not specifically linked to an item in the journal

## What Is *Master Journal List*?

- ❖ The Master Journal List is an invaluable tool to help you to find the right journal on the Web of Science platform.
- ❖ you can search across the following specialty collections: Biological Abstracts, BIOSIS Previews, Zoological Record, and Current Contents Connect, as well as the Chemical Information products.
- ❖ Web of Science Core Collection includes only journals that demonstrate journal for your needs across multiple indices high levels of editorial rigor


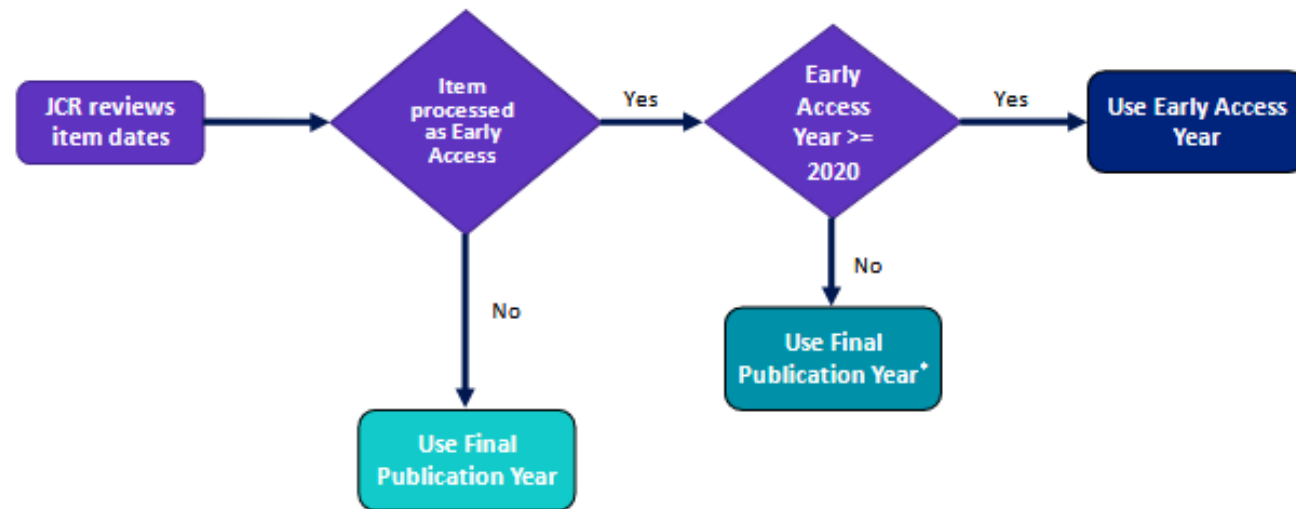


## Prospective Approach

Based on our analysis, we determined to take a prospective approach, starting with content indexed in 2020.

See [Adding Early Access to the Journal Citation Reports](#) for details about this analysis.

## Determining JCR year



\* 2019 and earlier Early Access items with no final publication year are excluded

The **Journal Citation Indicator (JCI)** is designed to *complement* the **Journal Impact Factor (JIF)** and other metrics currently used in the research community.

As this example shows, the two are not the same.

Explore several angles of a journal's development with the wide range of metrics in Journal Citation Reports.

### Rank by Journal Impact Factor

Journals of a category are sorted by Journal Impact Factor resulting in the Category Ranking below. This is presented by year in descending order for each category in which the journal is ranked in JCR.

[Learn more](#)

EDITION  
Science Citation Index Expanded (SCIE)

CATEGORY  
COMPUTER SCIENCE, INFORMATION SYSTEMS  
**90/162**

JCR YEAR	JIF RANK	JIF QUANTILE	JIF PERCENTILE	
2020	90/162	Q3	64.75	
2019	72/156	Q2	54.37	
2018	69/155	Q2	55.80	
2017	63/148	Q2	67.57	
2016	86/146	Q3	43.12	

EDITION  
Science Citation Index Expanded (SCIE)

CATEGORY  
TELECOMMUNICATIONS  
**52/91**

JCR YEAR	JIF RANK	JIF QUANTILE	JIF PERCENTILE	
2020	52/91	Q3	43.42	
2019	43/90	Q2	52.78	
2018	49/88	Q2	55.12	
2017	41/87	Q2	63.45	
2016	60/89	Q3	44.38	

< ● >

### Rank by Journal Citation Indicator (JCI)

Category ranking is presented by year in descending order for each category in which the journal is ranked in both the JCR and ESCI. Journal Citation Indicator table also includes the Quartile and JCI Percentile for each year. [Learn more](#)

CATEGORY  
COMPUTER SCIENCE, INFORMATION SYSTEMS  
**94/223**

JCR YEAR	JCI RANK	JCI QUANTILE	JCI PERCENTILE	
2020	94/223	Q2	58.87	
2019	53/155	Q3	48.32	
2018	96/151	Q3	36.75	
2017	98/146	Q3	32.56	

CATEGORY  
TELECOMMUNICATIONS  
**47/105**

JCR YEAR	JCI RANK	JCI QUANTILE	JCI PERCENTILE	
2020	47/105	Q2	55.71	
2019	40/90	Q2	50.56	
2018	47/88	Q3	47.16	
2017	61/86	Q3	45.26	

# Citation Network

- What depth of literature was cited in calendar year?
- Is old material still being cited?

Among the citations received by this journal, which portion is used to calculate de Journal Impact Factor?

## Cited Half-life

5.9 years

The Cited Half-Life is the median age of the items in this journal that were cited in the JCR year. Half of a journal's cited items were published more recently than the cited half life.

TOTAL NUMBER OF CITES

4,124

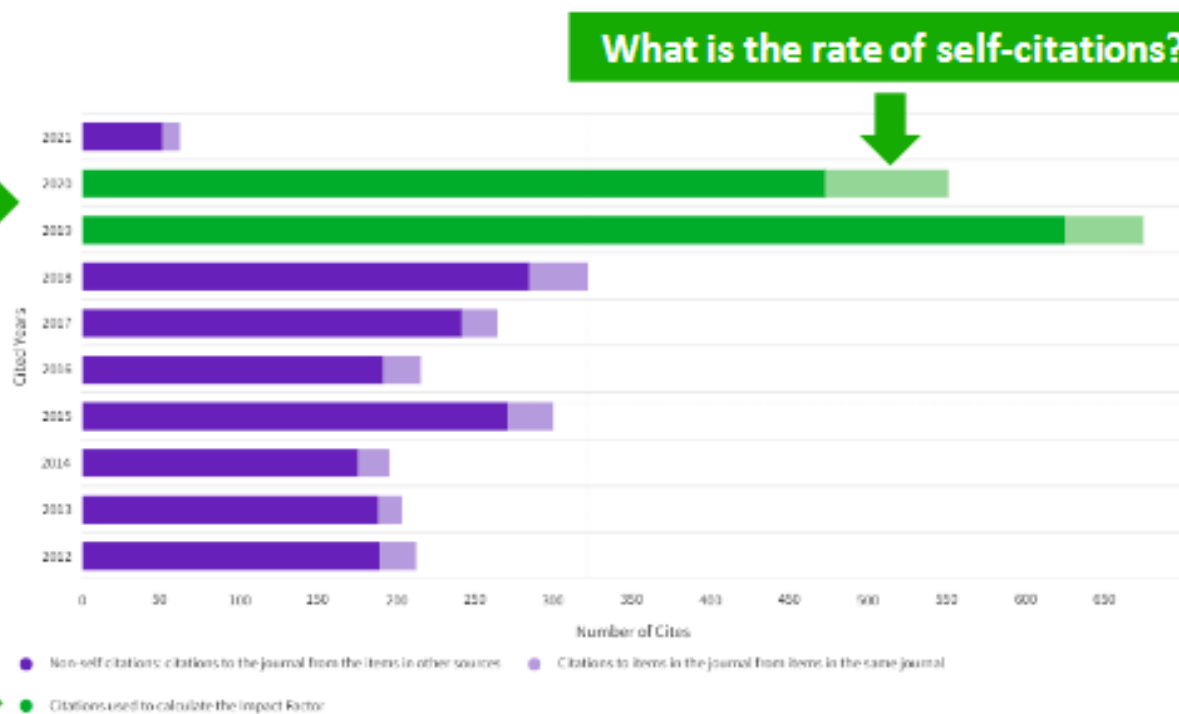
NON SELF-CITATIONS

3,729

SELF-CITATIONS

395

Cited Half-life Data



**Rank** - Journals in the same category with the same JIF are given the same rank position for that subject category ranking, skipping positions for the subsequent journal in the ranking.

**Quartile** - A journal's subject category quartile is determined by its rank position. The rank position is divided by the total number of journals in the category to calculate the "Z" value. The quartile is determined by where Z falls in the scale of 0.0-1.0 (see chart). Since journals with a shared JIF in the same category share the same rank position, they also share the same quartile.

Journal	JIF	Rank	Z (Rank/Total)	Quartile
Title A	1.8	1/10	0.1	Q1
Title B	1.6	2/10	0.2	Q1
Title C	1.5	3/10	0.3	Q2
Title D	1.5	3/10	0.3	Q2
Title E	1.3	5/10	0.5	Q2
Title F	1.1	6/10	0.6	Q3
Title G	1.0	7/10	0.7	Q3
Title H	0.9	8/10	0.8	Q4
Title I	0.6	9/10	0.9	Q4
Title J	0.5	10/10	1	Q4

Same rank = same Z  
value = same quartile

Q1 =  $0.00 < Z \leq 0.25$  Highest  
 Q2 =  $0.25 < Z \leq 0.5$   
 Q3 =  $0.5 < Z \leq 0.75$   
 Q4 =  $0.75 < Z$  Lowest

$$Z = \frac{\text{Rank Position}}{\text{Total Journals in Ranking}}$$